



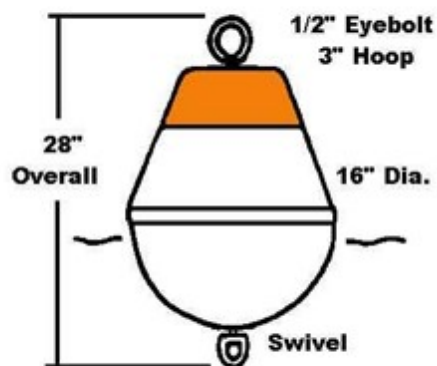
Published on *Save Ontario Shipwrecks* (<http://saveontarioshipwrecks.ca>)

[Home](#) > Printer-friendly

Buoy Program Overview

Medium Duty

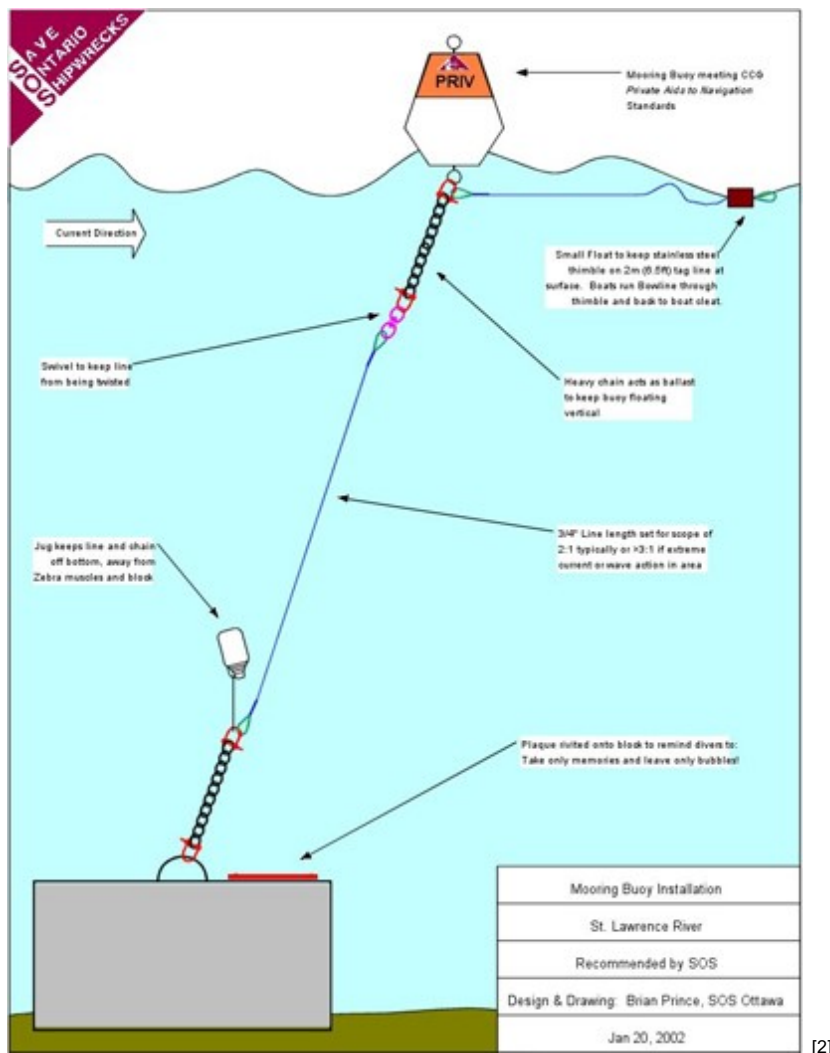
(meets Private Aids to Navigation standards)



Supports 24 Lbs. tackle 1/3 submerged
Submerged bouyancy 80 Lbs.
4" Orange top, White ABS shell

[1]

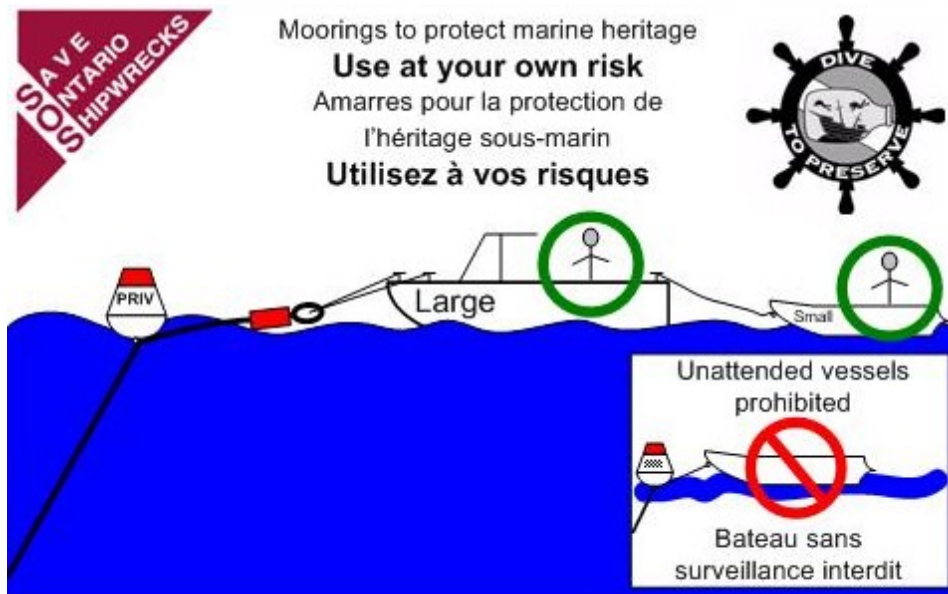
SOS Ottawa and SOS 1000 Islands are working with the St. Lawrence Scuba Charter Association (USSCA) to deploy mooring buoys in Canadian waters between Cornwall and Rockport. Larger cement blocks and lines are being deployed by the Charter Association and SOS is installing regulation Private Aids to Navigation mooring buoys. These buoys can be used by everyone. Similar buoys are being deployed around the province by SOS Chapters and affiliates in conjunction with local clubs and charter operators.



[2]

We ask that you use your bowline and loop it through the thimble on the tag line floating from the buoy or if missing, through the eye on the BOTTOM of the buoy. Please help keep the buoys and the lines in good condition by NOT bringing them up over the side of your boat. The scope on the line is to prevent the boat from moving the block, not to make it longer or more difficult for divers to get down. Do not shorten the line or tie further down the line as this is dangerous to everyone and the equipment. Our lines are rated at 14,000 pounds breaking. The blocks are only 64% of their land weight of 2,000 to 5,000 pounds. A 20 foot boat can lift and move a block in 2 foot waves with a line too short. If your divers need a straight decent, use your own shot line. Sterning in on to a buoy places an extreme load on the line and equipment, not to mention your vessels hardware. With the current pushing flat against your stern dragging of the block is even more likely. SOS makes no claim that the mooring system is safe. Damage from previous users and misuse can lead to a mooring failure at any time. Always leave your vessel attended by a competent licensed attendant. Unattended vessels are prohibited.

The following sticker appears on all SOS buoys and many charter boats in Ontario.



- 1) Safety Priority: a) Divers; b) Moored vessel; c) Other vessels
- 2) Contact moored boat by VHF to get permission to tie astern
- 3) Wait till buoy free and/or approach from downstream slowly

- 1) Priorité sécurité: a) Plongeurs; b) Bateau amarré; c) Autres bateaux
- 2) Contactez par VHF pour permission de s'attacher au bateau amarré
- 3) Attendez qu'une place se libère, approchez en remontant le courant

DiveToPreserve.org - SaveOntarioShipwrecks.on.ca

Copyright © 1981-2012 Save Ontario Shipwrecks.



Source URL: <http://saveontarioshipwrecks.ca/get-involved/buoy-program/overview>

Links:

- [1] <http://www.saveontarioshipwrecks.ca/sites/all/themes/framework/images/SOS-Buoy.jpg>
 [2] http://www.saveontarioshipwrecks.ca/sites/all/themes/framework/images/buoy_design.jpg